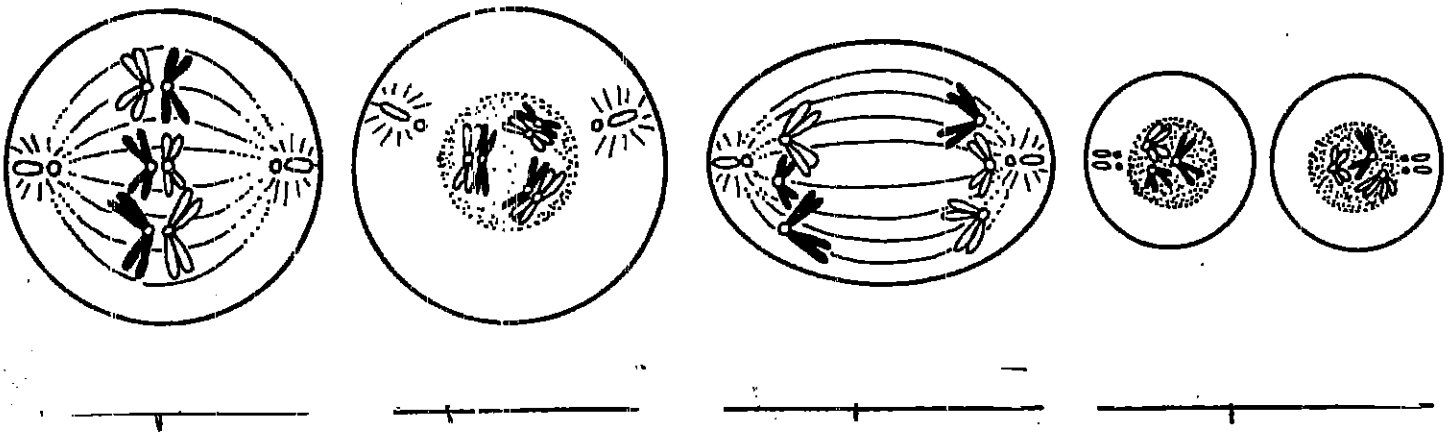


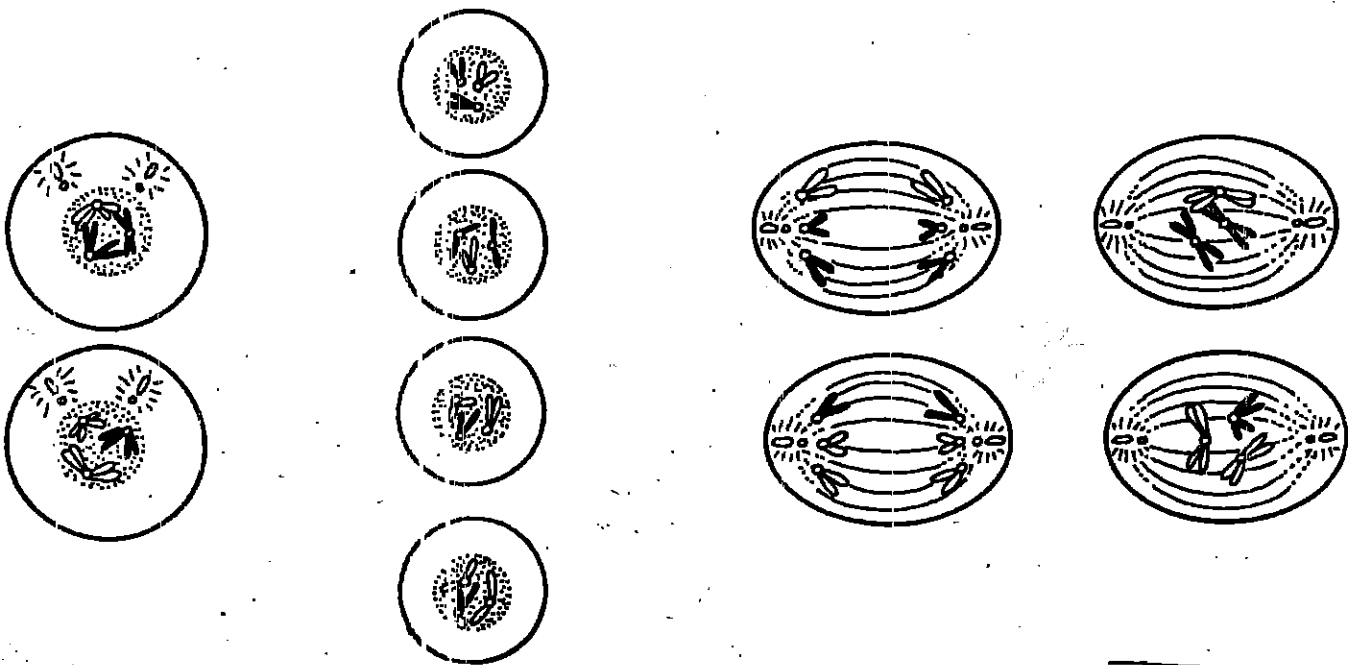
STAGES OF MEIOSIS

Name _____

Number the following diagrams of a first meiotic division in the proper order. Label each phase correctly as prophase I, metaphase I, anaphase I or telophase I.



Do the same for the diagrams of the second meiotic division. Label each phase correctly as prophase II, metaphase II, anaphase II, telophase II.



STUDY GUIDE

CHAPTER 22

Name _____ Date _____ Class _____

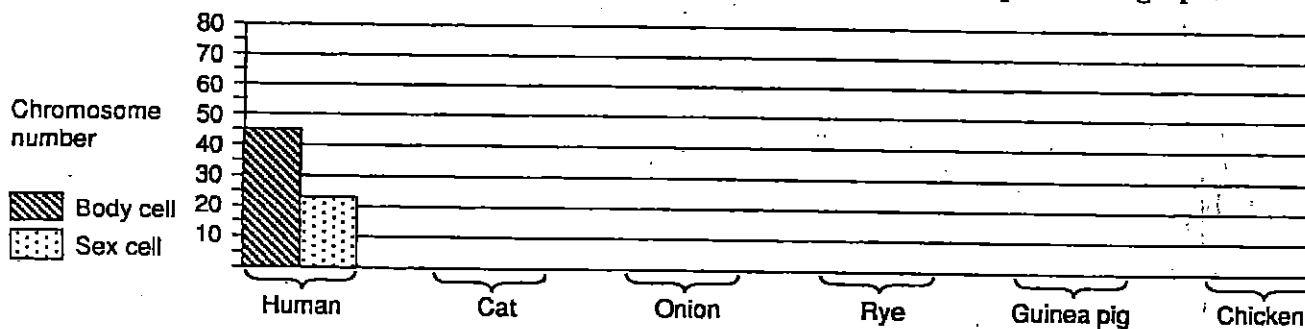
MEIOSIS

In your textbook, read about meiosis in Section 22:2.

1. Examine the table below. Fill in the missing information based on the numbers that are given.

Organism	Body cell chromosome number	Chromosome number sex cell
Human	46	23
Cat	38	
Onion		8
Rye	14	
Guinea pig		
Chicken		39

2. Graph the data in the table above on the graph below. Follow the example on the graph.



3. Using the information above, complete the following table. The first one is done for you.

Organism	Sperm chromosome number	Egg chromosome number	Fertilized egg chromosome number	Chromosome number in each body cell of offspring
Human	23	23	46	46
Cat				
Onion				
Rye				
Guinea pig				
Chicken				